


LED

**522
WET LOCATION
WINDOW BOX**

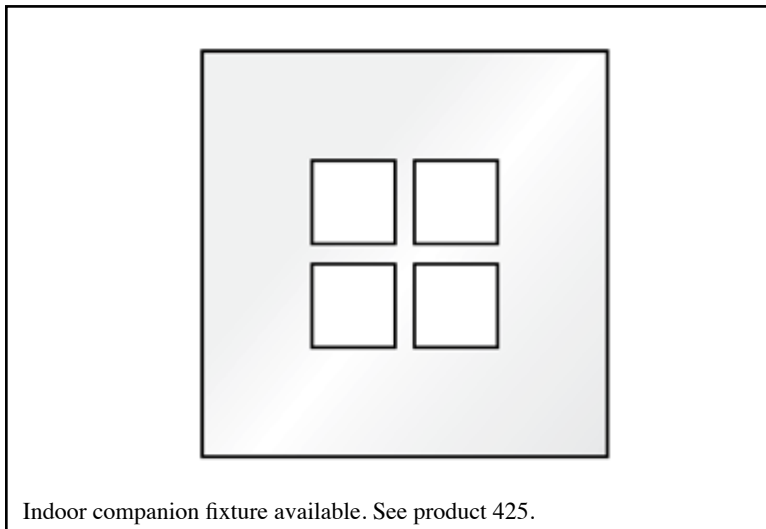


Providing light both upwards and downwards, this appealing fixture significantly highlights the building architecture both at night and during daylight hours.

522 WET LOCATION WINDOW BOX

LED

TYPE



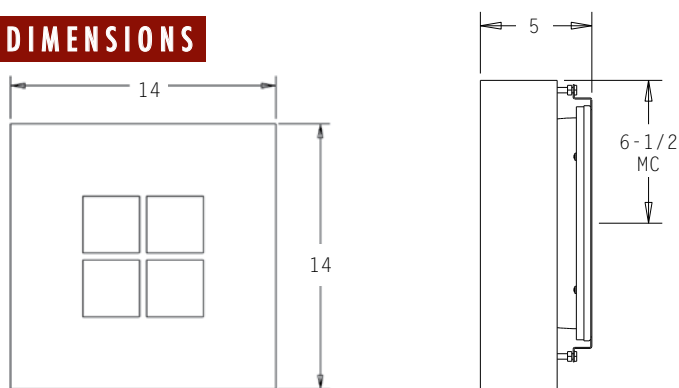
PROJECT: _____

LOCATION: _____

FEATURES

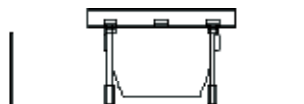
- Modern “light marker” with enhancing light windows.
- Fully enclosed and gasketed fixture.
- Approved and listed for wet locations.
- Standard 0-10V dimming driver.
- All parts are treated with a five stage phosphate bonding process before being finished with a long lasting powder coat finish.
- Colored lenses available.
- All lenses mechanically attached for long life retention.
- No visible fasteners.
- Manufactured in the U.S.A.

DIMENSIONS



MC = Mounting Center

A 4" octagonal junction box should be used for installation.



ORDERING INFORMATION / OPTIONS EXAMPLE: 522-1LED14-WHT

522

MODEL

522 - Wet Location Window Box

HOUSING FINISH

WHT - White
BLK - Black
SAL - Silver
BRZ - Bronze

Consult factory for other finishes.

OPTIONS

TP - Tamperproof Nuts
LBlue - Blue Lens
LGreen - Green Lens
LRed - Red Lens
1Win - One window (8")
MOD 18 - 18"x18" fixture
30K - 3000 Kelvin Temperature
35K - 3500 Kelvin Temperature
40K - 4000 Kelvin Temperature

LAMP

1LED9 - (1) 9W LED Module (1100 Lumens)
1LED14 - (1) 14W LED Module (1550 Lumens)
1LED19 - (1) 19W LED Module (2000 Lumens)
1LED23 - (1) 23W LED Module (2350 Lumens) (Triac / ELV Dimming)
2CFQ13 - (2) 13w QUAD TUBE CF (G24Q-1 Base)
2CFQ18 - (2) 18w QUAD TUBE CF (G24Q-2 Base)
2CFQ26 - (2) 26w QUAD TUBE CF (G24Q-3 Base)

Consult factory for other available lamps and LED Wattages.

Indessa
LIGHTING

PHONE: 509.924.0243 • FAX: 509.924.2607 • www.indessa.com

Indessa Lighting reserves the right to make design revisions without prior notice.

