


LED

451 CRAFTSMAN



With a design reminiscent of early 20th century style, this luminaire provides excellent light distribution. Constructed with commercial grade qualities, the product utilizes a compact fluorescent source and electronic ballast for maximum energy efficiency.

Indessa
LIGHTING


451 CRAFTSMAN

LED

TYPE

PROJECT: _____

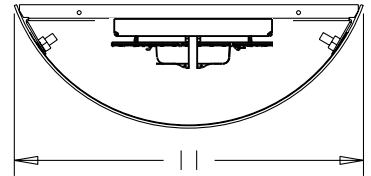
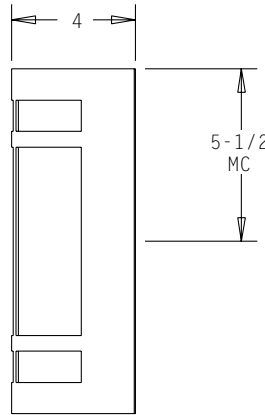
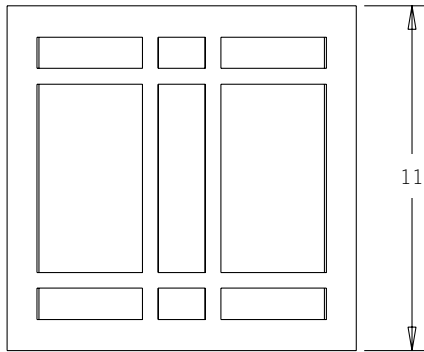
LOCATION: _____



FEATURES

- Craftsman styled look provides historical charm with a modern and commercial grade product.
- Ability to change fascia and maximize or minimize grills.
- Contoured fascia conceals lamps and electrical while maximizing light output.
- Standard 0-10V dimming driver.
- Meets all ADA requirements.
- Manufactured in the U.S.A.

DIMENSIONS



MC = Mounting Center

A 4" octagonal junction box should be used for installation.

ORDERING INFORMATION / OPTIONS EXAMPLE: 451-1LED14-BRZ

451

MODEL

451 - Craftsman

LAMP

1LED9 – (1) 9W LED MODULE. 1100 Lumens

1LED14 – (1) 14W LED MODULE. 1550 Lumens

1LED19 – (1) 19W LED MODULE. 2000 Lumens

Consult factory for other available lamps and LED Wattages.

HOUSING FINISH

WHT - White

BLK - Black

SAL - Silver

BRZ - Bronze

Consult factory for other finishes.

OPTIONS

DL - Damp Label

Faux - Faux Alabaster Lens

Dim - Dimming Ballast

BL - Bottom Lens

TL - Top Lens

30K - 3000 Kelvin Temperature

35K - 3500 Kelvin Temperature

40K - 4000 Kelvin Temperature