


LED

570 LANTERN

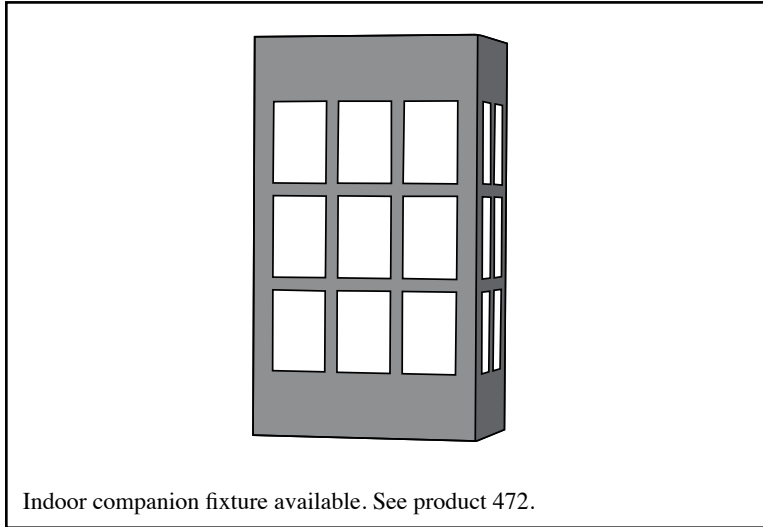


A traditional looking lantern, this luminaire is ideal for retail establishments and multi-family complexes. Rugged construction and hidden fasteners provide for years of vandal free operation.

570 LANTERN

TYPE

LED



Indoor companion fixture available. See product 472.

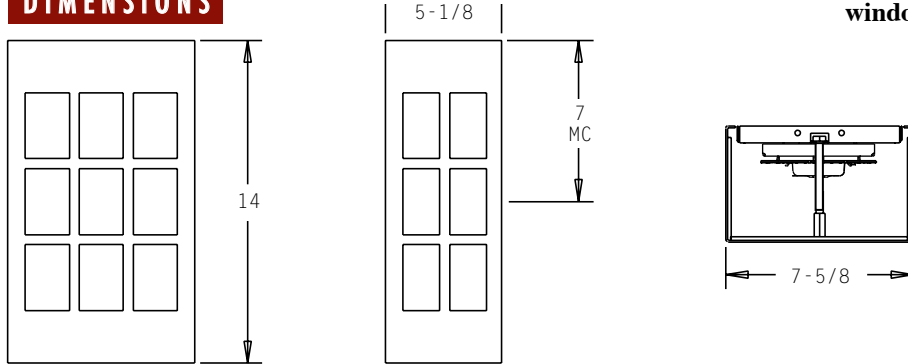
PROJECT: _____

LOCATION: _____

FEATURES

- Traditional lantern is ideal for retail establishments and multi-family complexes.
- 16 gauge electro galvanized metal fascia will provide years of vandal proof operation.
- Fully enclosed and gasketed electrical compartment.
- Open top and bottom increases efficiency for higher light levels.
- No visible fasteners.
- Standard 0-10V dimming driver.
- Manufactured in the U.S.A.
- Wet location approved.
- **Available with different configurations or no windows. Consult factory.**

DIMENSIONS



MC = Mounting Center

A 4" octagonal junction box should be used for installation.

ORDERING INFORMATION / OPTIONS EXAMPLE: 570-1LED19-BRZ

570

MODEL

570 - Lantern

LAMP

- 1LED9 - (1) 9W LED Module (1100 Lumens)
- 1LED14 - (1) 14W LED Module (1550 Lumens)
- 1LED19 - (1) 19W LED Module (2000 Lumens)

Consult factory for other available lamps and LED Wattages.

HOUSING FINISH

- WHT - White
- BLK - Black
- SAL - Silver
- BRZ - Bronze

Consult factory for other finishes.

OPTIONS

- TP - Tamperproof Nuts
- 30K - 3000 Kelvin Temperature
- 35K - 3500 Kelvin Temperature
- 40K - 4000 Kelvin Temperature