


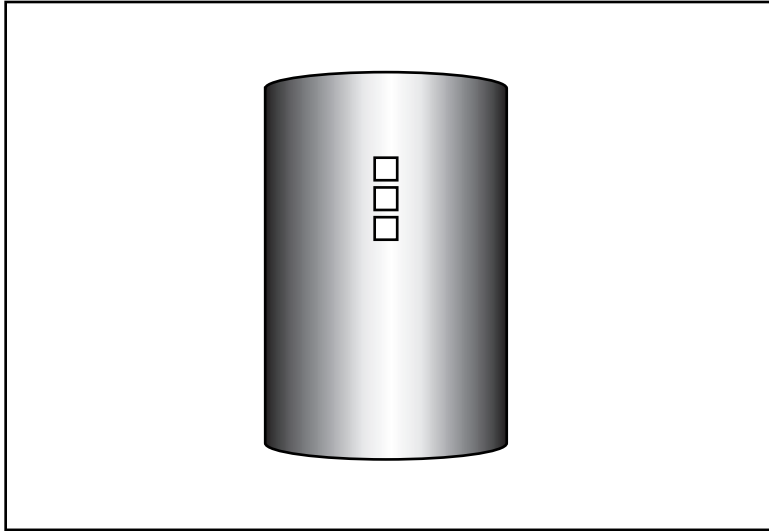
562  
WET LOCATION  
HALF CYLINDER



This Half Cylinder directs the majority of its light upward and downward. Ideally suited for illuminating columns, the fixture is completely sealed and gasketed ensuring long life performance.

# 562 WET LOCATION HALF CYLINDER

TYPE



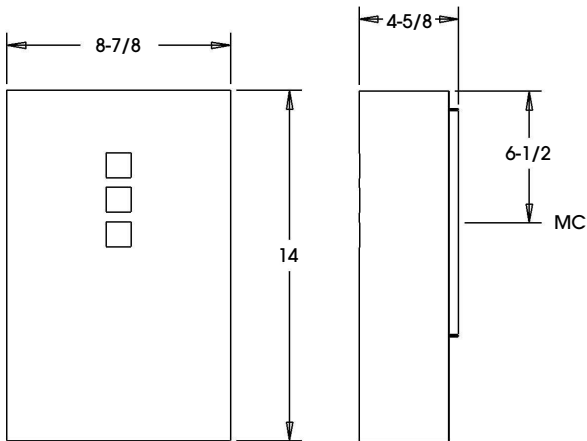
PROJECT: \_\_\_\_\_

LOCATION: \_\_\_\_\_

## FEATURES

- Narrow, attractive fixture is ideal for mounting on columns
- Fully enclosed and gasketed fixture
- Approved and listed for wet locations
- Electronic, multi-volt (120/277) ballast is standard (0°F starting temperature)
- All parts are treated with a five stage phosphate bonding process before being finished with a long lasting powder coat finish
- Easy installation and replacement of lamps
- No visible fasteners
- Manufactured in the USA

## DIMENSIONS



## ORDERING INFORMATION / OPTIONS

EXAMPLE: 562-2CFQ13-SAL

562

### MODEL

562- Wet Location Half Cylinder

### LAMP

- 1CFT26- (1) 26W TRIPLE TUBE CF (GX24Q-3 BASE)
  - 1CFT32- (1) 32W TRIPLE TUBE CF (GX24Q-3 BASE)
  - 1CFT42- (1) 42W TRIPLE TUBE CF (GX24Q-4 BASE)
  - 2CFQ13- (2) 13W QUAD TUBE CF (G24Q-1 BASE)
  - 2CFQ18- (2) 18W QUAD TUBE CF (G24Q-2 BASE)
  - 2CFQ26- (2) 26W QUAD TUBE CF (G24Q-3 BASE)
  - 2CFT26- (2) 26W TRIPLE TUBE CF (GX24Q-3 BASE)
- Consult factory for other available lamps

### HOUSING FINISH

- WHT- White
- BLK- Black
- SAL- Silver
- BRZ- Bronze

Consult factory for other finishes

### OPTIONS

- TP- Tamperproof Nuts
- Lamp- Lamp provided, please specify color temperature

Indessa  
Lighting

8117 EAST ELDE DRIVE | SPOKANE, WA | 99212 | (509) 924-0243

