

LED

562  
WET LOCATION  
HALF CYLINDER



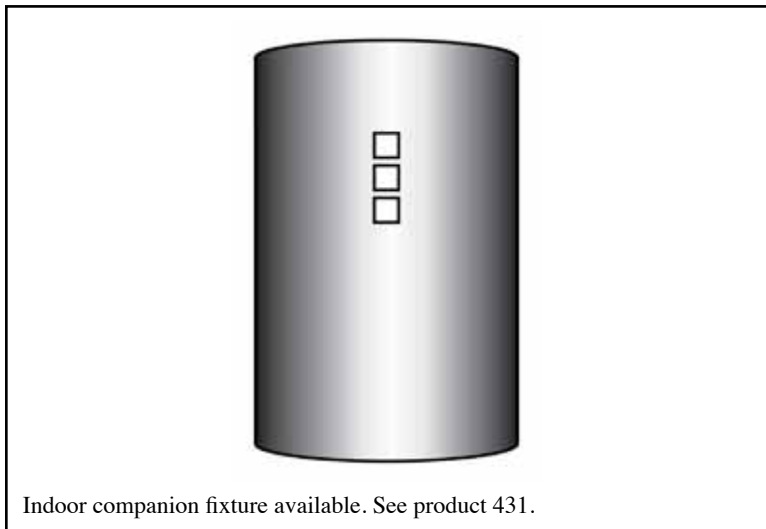
This Half Cylinder directs the majority of its light upward and downward. Ideally suited for illuminating columns, the fixture is completely sealed and gasketed ensuring long life performance.

**Indessa**  
LIGHTING

# 562 WET LOCATION HALF CYLINDER

**LED**

TYPE



Indoor companion fixture available. See product 431.

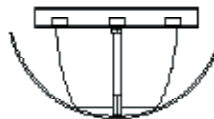
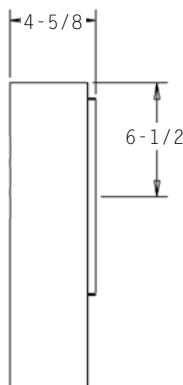
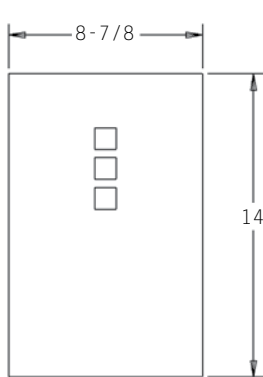
PROJECT: \_\_\_\_\_

LOCATION: \_\_\_\_\_

## FEATURES

- Narrow, attractive fixture is ideal for mounting on columns.
- Fully enclosed and gasketed fixture.
- Approved and listed for wet locations.
- Standard 0-10V dimming driver.
- All parts are treated with a five stage phosphate bonding process before being finished with a long lasting powder coat finish.
- Easy installation and replacement of lamps.
- No visible fasteners.
- Manufactured in the U.S.A.
- **Larger sizes available**

## DIMENSIONS



MC = Mounting Center

A 4" octagonal junction box should be used for installation.

## ORDERING INFORMATION / OPTIONS EXAMPLE: 562-1LED14-SAL

# 562

### MODEL

562 - Wet Location Half Cylinder

### HOUSING FINISH

**WHT** - White  
**BLK** - Black  
**SAL** - Silver  
**BRZ** - Bronze  
*Consult factory for other finishes.*

### OPTIONS

**TP** - Tamperproof Nuts  
**NOWIN** - No Window  
**30K** - 3000 Kelvin Temperature  
**35K** - 3500 Kelvin Temperature  
**40K** - 4000 Kelvin Temperature

### LAMP

- 1LED9** - (1) 9W LED Module (1100 Lumens)
- 1LED14** - (1) 14W LED Module (1550 Lumens)
- 1LED19** - (1) 19W LED Module (2000 Lumens)
- 2CFQ13** - (2) 13w QUAD TUBE CF (G24Q-1 Base)
- 2CFQ18** - (2) 18w QUAD TUBE CF (G24Q-2 Base)
- 2CFQ26** - (2) 26w QUAD TUBE CF (G24Q-3 Base)
- 2CFT26** - (2) 26w TRIPLE TUBE CF (GX24Q-3 Base)

*Consult factory for other available lamps and*

**Indessa**  
LIGHTING

PHONE: 509.924.0243 • FAX: 509.924.2607 • [www.indessa.com](http://www.indessa.com)

Indessa Lighting reserves the right to make design revisions without prior notice.

