



531
WET LOCATION
SQUARE



This enclosed and gasketed fixture provides a distinct accent to the building design. Constructed of metal and available with an assortment of lamps, the fixture is ideal for highlighting large walls.

531 WET LOCATION SQUARE

TYPE



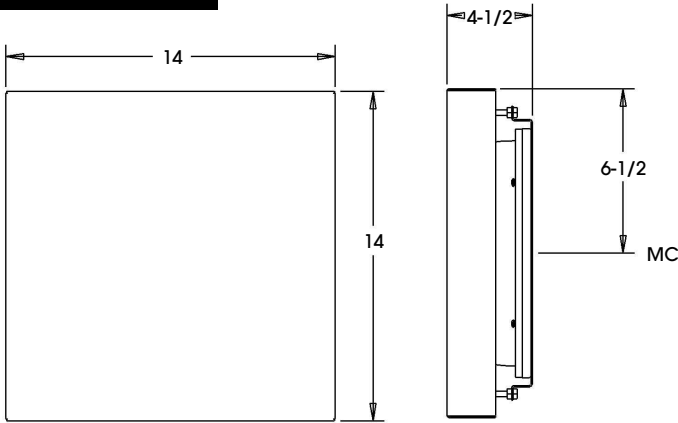
PROJECT: _____

LOCATION: _____

FEATURES

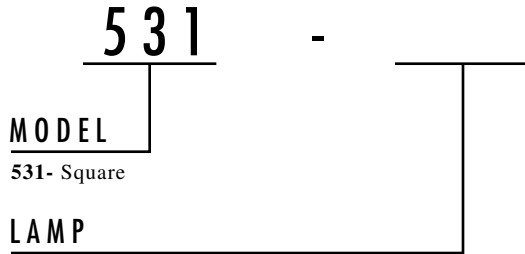
- Wall enhancing fixture is ideal for decorative brick buildings
- Fully enclosed and gasketed fixture
- Approved and listed for wet locations
- Electronic, multi-volt (120/277) ballast is standard (0°F starting temperature)
- All parts are treated with a five stage phosphate bonding process before being finished with a long lasting powder coat finish
- Easy installation and replacement of lamps
- Lens backed windows available
- No visible fasteners
- Manufactured in the USA

DIMENSIONS



ORDERING INFORMATION / OPTIONS

EXAMPLE: 531-2CFQ13-BLK



- MODEL**
531- Square
- LAMP**
- 1CFQ13- (1) 13W QUAD TUBE CF (G24Q-1 BASE)
 - 1CFQ18- (1) 18W QUAD TUBE CF (G24Q-2 BASE)
 - 1CFQ26- (1) 26W QUAD TUBE CF (G24Q-3 BASE)
 - 1CFT26- (1) 26W TRIPLE TUBE CF (GX24Q-3 BASE)
 - 1CFT32- (1) 32W TRIPLE TUBE CF (GX24Q-3 BASE)
 - 1CFT42- (1) 42W TRIPLE TUBE CF (GX24Q-4 BASE)
 - 2CFQ13- (2) 13W QUAD TUBE CF (G24Q-1 BASE)
 - 2CFQ18- (2) 18W QUAD TUBE CF (G24Q-2 BASE)
 - 2CFQ26- (2) 26W QUAD TUBE CF (G24Q-3 BASE)
 - 2CFT26- (2) 26W TRIPLE TUBE CF (GX24Q-3 BASE)
 - 2CFT32- (2) 32W TRIPLE TUBE CF (GX24Q-3 BASE)
 - 1MH50- (1) 50W METAL HALIDE (ED17 BULB)
 - 1MH70- (1) 70W METAL HALIDE (ED17 BULB)

Consult factory for other available lamps

HOUSING FINISH

- WHT- White
- BLK- Black
- SAL- Silver
- BRZ- Bronze

Consult factory for other finishes

OPTIONS

- TP- Tamperproof Nuts
- Windows- Four white backed windows
- Lamp- Lamp provided, please specify color temperature
- LBlue- Blue Lens
- LGreen- Green Lens
- LRed- Red Lens

Indessa
Lighting

8117 EAST ELDE DRIVE | SPOKANE, WA | 99212 | (509) 924-0243

