


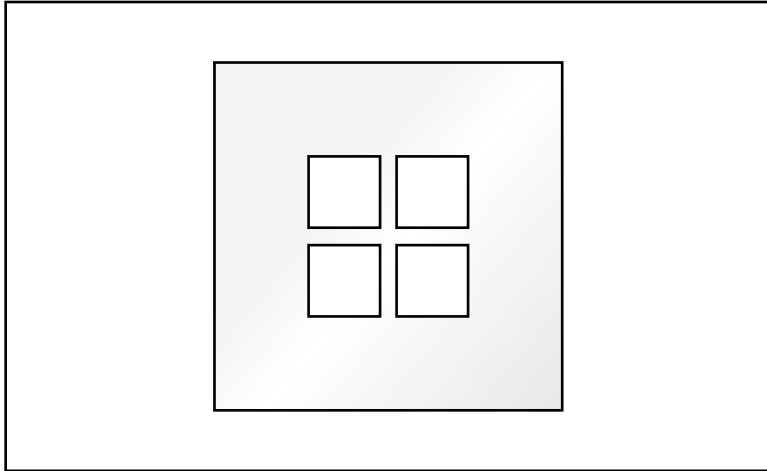
522  
WET LOCATION  
WINDOW BOX



Providing light both upwards and downwards, this appealing fixture significantly highlights the building architecture both at night and during daylight hours.

# 522 WET LOCATION WINDOW BOX

TYPE



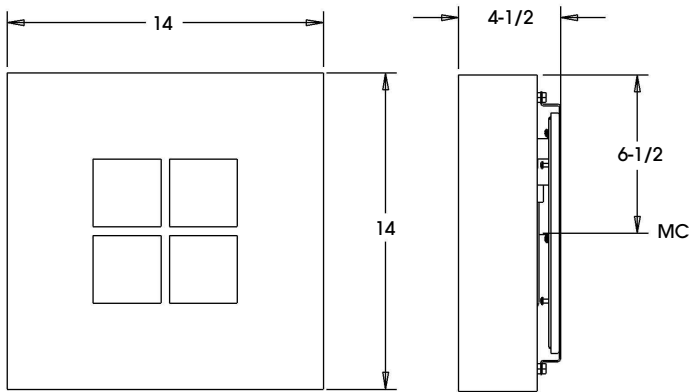
PROJECT: \_\_\_\_\_

LOCATION: \_\_\_\_\_

## FEATURES

- Modern “light marker” with enhancing light windows.
- Fully enclosed and gasketed fixture
- Approved and listed for wet locations
- Electronic, multi-volt (120/277) ballast is standard (0°F starting temperature)
- All parts are treated with a five stage phosphate bonding process before being finished with a long lasting powder coat finish
- Colored lenses available
- All lenses mechanically attached for long life retention
- No visible fasteners
- Manufactured in the USA

## DIMENSIONS



## ORDERING INFORMATION / OPTIONS

EXAMPLE: 522-2CFT26-WHT

522

### MODEL

522- Wet Location Window Box

### LAMP

- 1CFQ13- (1) 13W QUAD TUBE CF (G24Q-1 BASE)
  - 1CFQ18- (1) 18W QUAD TUBE CF (G24Q-2 BASE)
  - 1CFQ26- (1) 26W QUAD TUBE CF (G24Q-3 BASE)
  - 1CFT26- (1) 26W TRIPLE TUBE CF (GX24Q-3 BASE)
  - 1CFT32- (1) 32W TRIPLE TUBE CF (GX24Q-3 BASE)
  - 1CFT42- (1) 42W TRIPLE TUBE CF (GX24Q-4 BASE)
  - 2CFQ13- (2) 13W QUAD TUBE CF (G24Q-1 BASE)
  - 2CFQ18- (2) 18W QUAD TUBE CF (G24Q-2 BASE)
  - 2CFQ26- (2) 26W QUAD TUBE CF (G24Q-3 BASE)
  - 2CFT26- (2) 26W TRIPLE TUBE CF (GX24Q-3 BASE)
  - 1MH50- (1) 50W METAL HALIDE (ED17 BULB)
  - 1MH70- (1) 70W METAL HALIDE (ED17 BULB)
- Consult factory for other available lamps

### HOUSING FINISH

- WHT- White
- BLK- Black
- SAL- Silver
- BRZ- Bronze

Consult factory for other finishes

### OPTIONS

- TP- Tamperproof Nuts
- LBlue- Blue Lens
- LGreen- Green Lens
- LRed- Red Lens

Indessa  
Lighting

8117 EAST ELDE DRIVE | SPOKANE, WA | 99212 | (509) 924-0243

