

Available in LED

# 520 SENTINEL




Small and compact. With a powerful downward punch of light and direct cutoff the Sentinel is very efficient. Using an LED or Compact Fluorescent source this product is perfect for porches and outdoor staircases as well as grazing desirable walls.

# 520 SENTINAL

Available in LED

TYPE



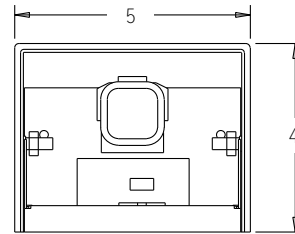
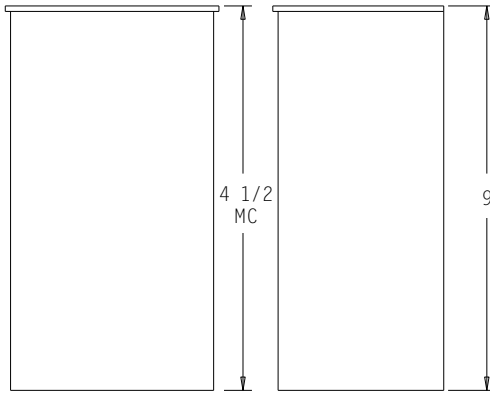
PROJECT: \_\_\_\_\_

LOCATION: \_\_\_\_\_

## FEATURES

- Small compact fixture provides ample amount of downlight.
- Brushed aluminum or painted finish.
- Meets all ADA requirements.
- Manufactured in the USA.
- Wet Location rated.

## DIMENSIONS



MC = Mounting Center

A 4" octagonal junction box should be used for installation.

## ORDERING INFORMATION / OPTIONS EXAMPLE: 520-2CFQ13-BRZ-DL

# 520

### MODEL

520 - Sentinal

### LAMP

- 2CFQ13 – (2) 13w QUAD TUBE CF (G24Q-1 Base)
- 2CFQ18 – (2) 18w QUAD TUBE CF (G24Q-2 Base)
- 2CFQ26 – (2) 26w QUAD TUBE CF (G24Q-3 Base)
- 1CFT32 – (1) 32w TRIPLE TUBE CF (GX24Q-3 Base)
- 1CFT42 – (1) 42w QUAD TUBE CF (GX24Q-3 Base)
- 1LED8 – (1) 8W LED MODULE. 530 Lumens
- 1LED16 – (1) 17W LED MODULE. (120V only) 1300 Lumens
- 2LED8 – (2) 8W LED MODULES. 1060 Lumens

Consult factory for other available lamps.

### HOUSING FINISH

- WHT - White
  - BLK - Black
  - SAL - Silver
  - BRZ - Bronze
  - BA - Brushed Aluminum
- Consult factory for other finishes.

### OPTIONS

- BL - Bottom Lens

**Indessa**  
LIGHTING

PHONE: 509.924.0243 • FAX: 509.924.2607 • [www.indessa.com](http://www.indessa.com)

Indessa Lighting reserves the right to make design revisions without prior notice.

