

LED

516 CONSTELLATION




Constellation is an offshoot of the popular Wok series. A series of random holes in the front fascia provide sparkle and excitement to the fixture, mimicking a galaxy of stars when illuminated at night.

Indessa
LIGHTING

516 CONSTELLATION

LED

TYPE



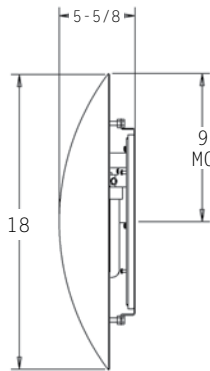

PROJECT: _____

LOCATION: _____

FEATURES

- A superb “light marker” for walls and columns.
- 1/8” holes in front of fascia provide sparkle and excitement to the luminaire.
- Fully enclosed and gasketed fixture.
- Approved and listed for wet locations.
- Spun aluminum construction.
- No visible fasteners.
- Standard 0-10V dimming driver. (Exception -1LED23 is Triac / ELV Compatible)
- Manufactured in the U.S.A.
- Wet location approved.

DIMENSIONS



MC = Mounting Center

A 4” octagonal junction box should be used for installation.

ORDERING INFORMATION / OPTIONS EXAMPLE: 516-1LED19-SAL

516

MODEL

516 - Constellation

HOUSING FINISH

WHT - White

BLK - Black

SAL - Silver

BRZ - Bronze

Consult factory for other finishes.

OPTIONS

TP - Temperproof Nuts

30K - 3000 Kelvin Temperature

35K - 3500 Kelvin Temperature

40K - 4000 Kelvin Temperature

LAMP

1LED9 – (1) 9W LED Module (1100 Lumens)

1LED14 – (1) 14W LED Module (1550 Lumens)

1LED19 – (1) 19W LED Module (2000 Lumens)

1LED23 – (1) 23W LED Module (2350 Lumens) (Triac / ELV Dimming)

2CFQ13 – (2) 13w QUAD TUBE CF (G24Q-1 Base)

2CFQ18 – (2) 18w QUAD TUBE CF (G24Q-2 Base)

2CFQ26 – (2) 26w QUAD TUBE CF (G24Q-3 Base)

Consult factory for other available lamps and LED Wattages.

Indessa
LIGHTING

PHONE: 509.924.0243 • FAX: 509.924.2607 • www.indessa.com

Indessa Lighting reserves the right to make design revisions without prior notice.

