

Available in LED

507
MULTI-BAR
CLASSIC

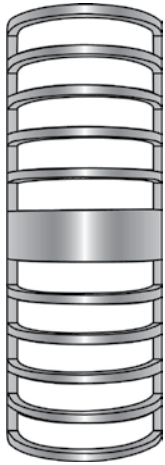


This modernistic fixture is ideal for high abuse areas. Constructed of solid aluminum bars and die cast end caps the product not only will provide years of trouble free operation but has a distinct and unique appearance.

507 MULTI-BAR CLASSIC

Available in LED

TYPE



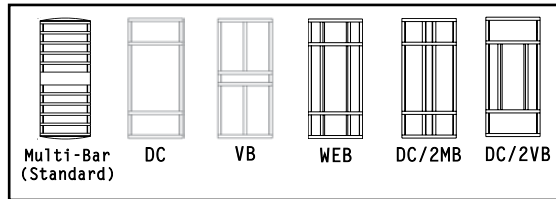
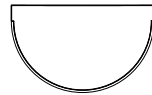
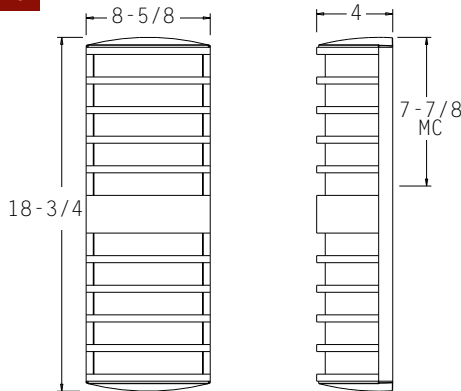
PROJECT: _____

LOCATION: _____

FEATURES

- Ideal for high traffic areas where vandalism may be a problem.
- Multiple bars modernize the fixture for a high tech appearance.
- Die cast aluminum bars and covers provide maximum rigidity.
- Available with an INTEGRAL Emergency Ballast.
- Electronic multi-volt (120 to 277V) ballast is standard.
- Meets all ADA requirements.
- Wet location listed.
- Manufactured in the U.S.A.

DIMENSIONS



MC = Mounting Center

A 4" octagonal junction box should be used for installation.

ORDERING INFORMATION / OPTIONS

EXAMPLE: 507-2CFQ26-BRZ

507

MODEL

507 - Multi-Bar Classic

LAMP

2CFQ13 – (2) 13w QUAD TUBE CF (G24Q-1 Base)
 2CFQ18 – (2) 18w QUAD TUBE CF (G24Q-2 Base)
 2CFQ26 – (2) 26w QUAD TUBE CF (G24Q-3 Base)
 1LED9 – (1) 9W LED MODULE. 1100 Lumens
 1LED14 – (1) 14W LED MODULE. 1550 Lumens
 1LED17 – (1) 17W LED MODULE. 1875 Lumens
 1LED19 – (1) 19W LED MODULE. 2200 Lumens

Consult factory for other available lamps and LED Wattages.

FINISH

WHT – White
 BLK – Black
 SAL – Silver
 BRZ – Bronze
 BA – Brushed Aluminum
 Consult factory for other finishes.

OPTIONS

TL – Top Lens (in lieu of Solid Top Cover)
 BL – Bottom Lens (in lieu of Solid Bottom Cover)
 IEM – Integral Emergency Ballast (CF Only)
 Lamp – Lamp provided, please specify color temperature.
 DRY – Indoor Application
 NTC – No Top Cover (dry only)

BAR CONFIGURATION

Blank – Standard Multi-Bar Design
 DC – Double Cross Bar
 VB – Vertical Bar
 WEB – Double Cross Bar w/ 2 Full Vertical Bars
 DC/2MB – Double Cross Bar w/ 2 Middle Bars
 DC/2VB – Double Cross Bar w/ 2 Vertical Bars