


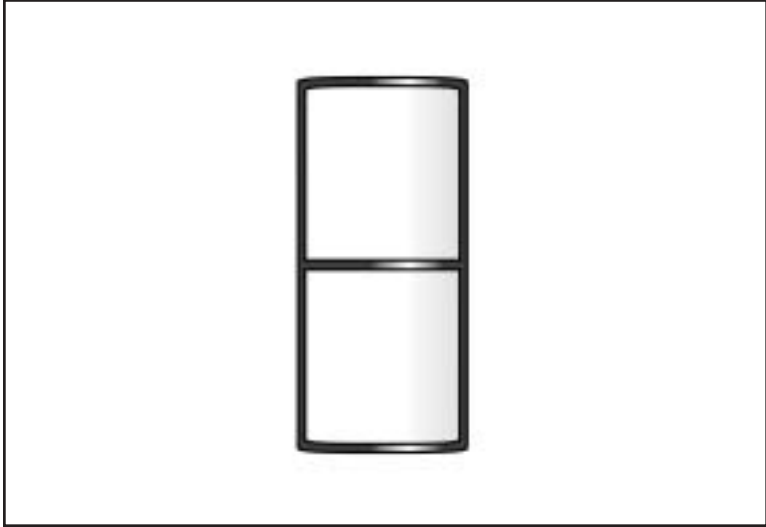
505
SUPER SIZE
CLASSIC



This popular wall sconce is a timeless classic. Constructed of solid bar stock this product is available with a number of bar options. This larger fixture is an ideal luminaire for building entrances and outdoor walkways.

505 SUPER SIZE CLASSIC

TYPE



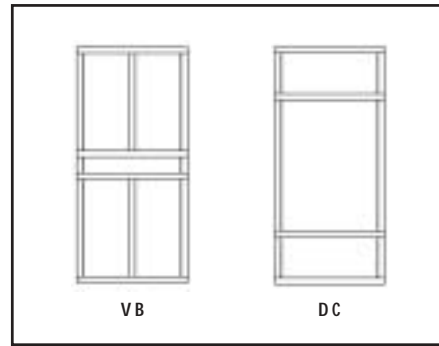
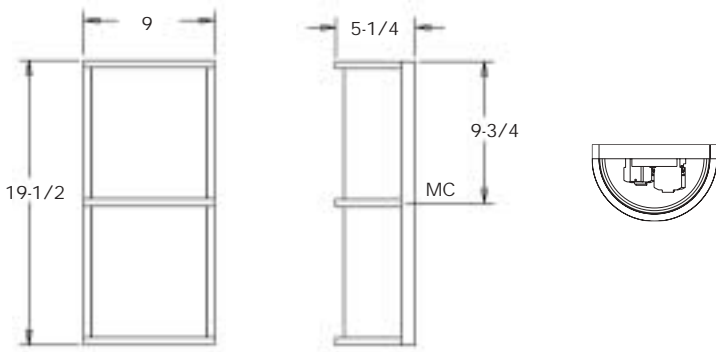
PROJECT: _____

LOCATION: _____

FEATURES

- Larger size is ideal for larger scale walls.
- A timeless classic design for any application.
- Solid bar stock for maximum strength and rigidity.
- Listed and approved for wet locations.
- Electronic, multi-volt (120/277) ballast is standard (0°F starting temperature).
- All parts are treated with a five stage phosphate bonding process before being finished with a long lasting powder coat finish.
- No visible fasteners.
- Manufactured in the USA.

DIMENSIONS



ORDERING INFORMATION / OPTIONS EXAMPLE: 505-2LTT27-SAL-VB

505

MODEL

505 - Super Size Classic

LAMP

2CFQ13 - (2) 13W QUAD TUBE CF (G24Q-1 BASE)
2CFQ18 - (2) 18W QUAD TUBE CF (G24Q-2 BASE)
2CFQ26 - (2) 26W QUAD TUBE CF (G24Q-3 BASE)
2LTT27 - (2) 27W LONG TWIN TUBE CF (2G11 BASE)
 Consult factory for other available lamps.

HOUSING FINISH

WHT - White
BLK - Black
SAL - Silver
BRZ - Bronze
 Consult factory for other finishes.

OPTIONS

VB - Vertical Bar Housing
DC - Double Cross Bar
BL - Bottom Lens
TC - Top Aluminum Cover
BC - Bottom Aluminum Cover
Lamp - Lamp provided, please specify color temperature

Indessa Lighting

10502 EAST MONTGOMERY, SUITE 4 • SPOKANE, WA • 99206
 PHONE: 509.924.0243 • FAX: 509.924.2607 • www.indessa.com



Indessa Lighting reserves the right to make design revisions without prior notice.

OW-1.1