


LED

469  
MERIDIA

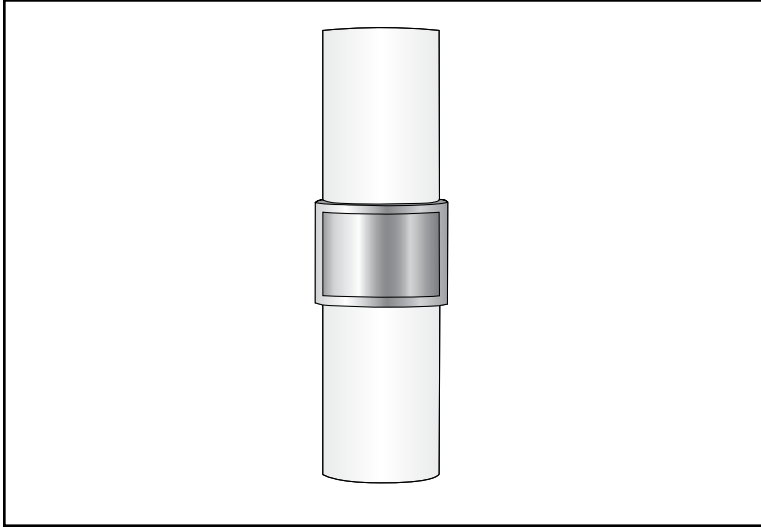


With two luminous half cylinders jetting from the center body, this luminaire makes a strong visual impact. The luminous shields sit slightly off from the wall creating a floating appearance, adding to the mystery of the fixture.

# 469 MERIDIA

TYPE

LED



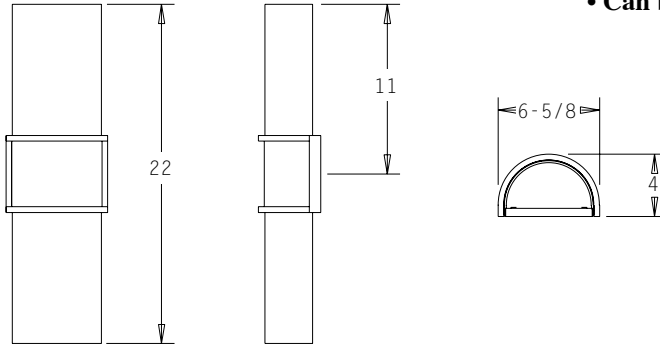
PROJECT: \_\_\_\_\_

LOCATION: \_\_\_\_\_

## FEATURES

- An intriguing luminaire that is perfect for hallways and vanities.
- Proper positioning of the lamp source allows the lens to be uniformly illuminated.
- A simplistic design allows the luminaire to be very efficient allowing the majority of light to reach the desired surface.
- Lens sits away from the wall by 5/8", providing a floating appearance.
- Standard Triac/ELV dimming driver.
- Meets all ADA requirements.
- Manufactured in the U.S.A.
- **Can be mounted vertically or horizontally.**

## DIMENSIONS



MC = Mounting Center  
A 4" octagonal junction box should be used for installation.

## ORDERING INFORMATION / OPTIONS EXAMPLE: 469-2CFQ26-BLK

# 469

### MODEL

469 - Meridia

### LAMP

**2LED10** - (2) 10W LED Modules, 2000 Lumens  
**2CFQ13** - (2) 13W QUAD TUBE CF (G24Q-1 BASE)  
**2CFQ18** - (2) 18W QUAD TUBE CF (G24Q-2 BASE)  
**2CFQ26** - (2) 26W QUAD TUBE CF (G24Q-3 BASE)  
*Consult factory for other available lamps.*

### HOUSING FINISH

**WHT** - White  
**BLK** - Black  
**SAL** - Silver  
**BRZ** - Bronze  
**BA** - Brushed Aluminum  
*Consult factory for other finishes.*

### OPTIONS

**DL** - Damp Label  
**Perf** - Perf panels in front of lens  
**Perfctr** - Perf panel in center section  
**3Bar** - 3 bars in center section  
**30K** - 3000 Kelvin Temperature  
**35K** - 3500 Kelvin Temperature  
**40K** - 4000 Kelvin Temperature