


Available in LED

436 DEFENDER

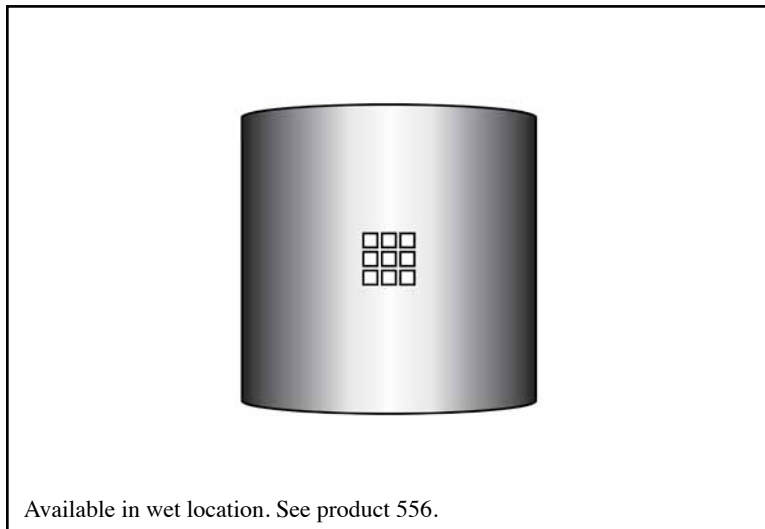


The Defender is a traditional sconce constructed of metal. Nine decorative windows provide illumination and style to the fixture.

436 DEFENDER

Available in LED

TYPE



Available in wet location. See product 556.

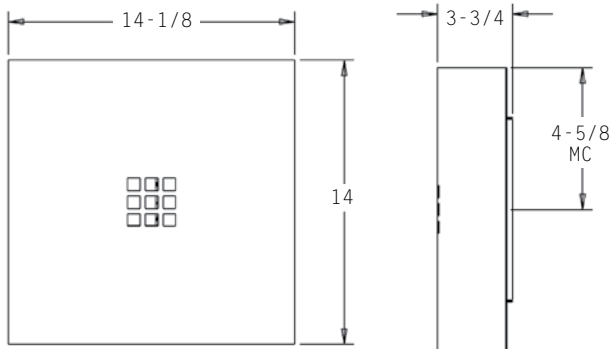
PROJECT: _____

LOCATION: _____

FEATURES

- Popular look with an optimal distribution.
- All acrylic is mechanically attached for maximum longevity.
- Electronic, multi-volt (120/277) ballast is standard.
- All parts are treated with a five stage phosphate bonding process before being finished with a long lasting powder coat finish.
- Complies with ADA.
- No visible fasteners.
- Manufactured in the U.S.A.

DIMENSIONS



MC = Mounting Center

A 4" octagonal junction box should be used for installation.

ORDERING INFORMATION / OPTIONS EXAMPLE: 436-2CFT26-BLK

436

MODEL

436 - Defender

LAMP

- 1CFQ13 - (1) 13w QUAD TUBE CF (G24Q-1 Base)
- 1CFQ18 - (1) 18w QUAD TUBE CF (G24Q-2 Base)
- 1CFQ26 - (1) 26w QUAD TUBE CF (G24Q-3 Base)
- 1CFT32 - (1) 32w TRIPLE TUBE CF (GX24Q-3 Base)
- 1CFT42 - (1) 42w TRIPLE TUBE CF (GX24Q-3 Base)
- 2CFQ13 - (2) 13w QUAD TUBE CF (G24Q-1 Base)
- 2CFQ18 - (2) 18w QUAD TUBE CF (G24Q-2 Base)
- 2CFQ26 - (2) 26w QUAD TUBE CF (G24Q-3 Base)
- 1LED9 - (1) 9W LED MODULE. 1100 Lumens
- 1LED14 - (1) 14W LED MODULE. 1550 Lumens
- 1LED17 - (1) 17W LED MODULE. 1875 Lumens
- 1LED19 - (1) 19W LED MODULE. 2200 Lumens

Consult factory for other available lamps and LED Wattages.

HOUSING FINISH

- WHT - White
- BLK - Black
- SAL - Silver
- BRZ - Bronze

Consult factory for other finishes.

OPTIONS

- DL - Damp Label
- TL - Top Lens
- BL - Bottom Lens
- Lamp - Lamp provided, please specify color temperature
- IEM - Integral Emergency Ballast (Quad Tubes Only)
- DIM - Dimming Ballast

Indessa
LIGHTING

PHONE: 509.924.0243 • FAX: 509.924.2607 • www.indessa.com

Indessa Lighting reserves the right to make design revisions without prior notice.

