


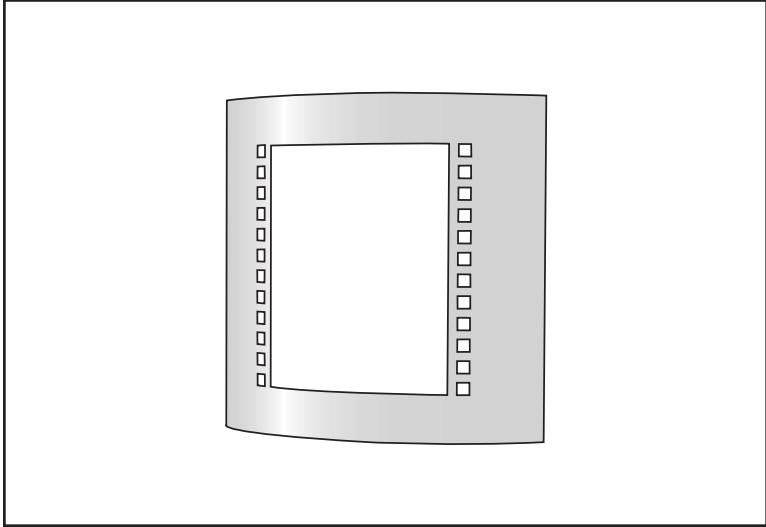
428 WINDOWS



Windows is an intriguing luminaire that provides a visual statement. Its flexibility provides the customer with the ability to match aesthetics with other types of luminaires or architectural pieces.

428 WINDOWS

TYPE



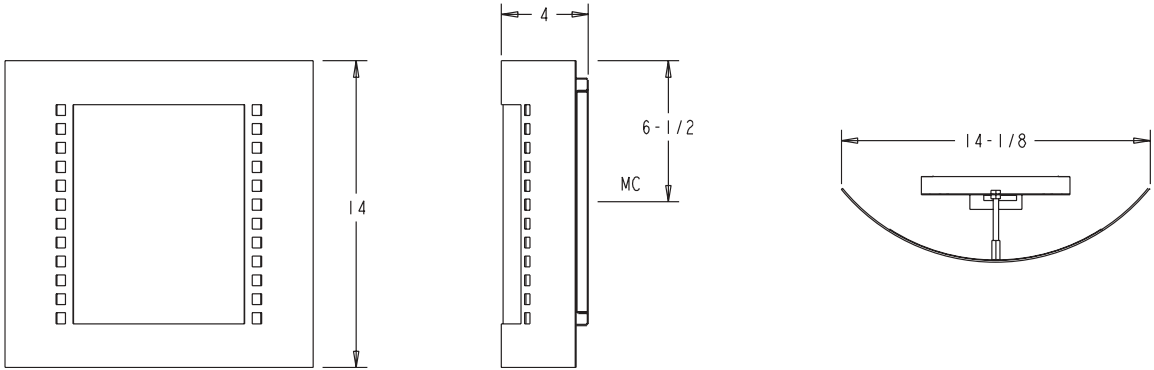
PROJECT: _____

LOCATION: _____

FEATURES

- A soft elegant look for general applications.
- Double lens system obscures any lamp image.
- The large window with surrounding small windows provides a distinctive appearance.
- Design allows for the use of different project - specific type of cutouts and windows on the front of the fascia.
- Electronic multi-volt (120/277) ballast is standard.
- Meets all ADA requirements.
- Manufactured in the USA.

DIMENSIONS



ORDERING INFORMATION / OPTIONS EXAMPLE: 428-2CFQ26-WHT

428

MODEL

428 - Windows

LAMP

- 1CFQ13 - (1) 13W QUAD TUBE CF (G24Q-1 BASE)
 - 1CFQ18 - (1) 18W QUAD TUBE CF (G24Q-2 BASE)
 - 1CFQ26 - (1) 26W QUAD TUBE CF (G24Q-3 BASE)
 - 2CFQ13 - (2) 13W QUAD TUBE CF (G24Q-1 BASE)
 - 2CFQ18 - (2) 18W QUAD TUBE CF (G24Q-2 BASE)
 - 2CFQ26 - (2) 26W QUAD TUBE CF (G24Q-3 BASE)
- Consult factory for other available lamps.

HOUSING FINISH

- WHT - White
 - BLK - Black
 - SAL - Silver
 - BRZ - Bronze
- Consult factory for other finishes.

OPTIONS

- DL - Damp label
- Lamp - Lamp provided, please specify color temperature
- IEM - Integral Emergency Ballast

Indessa Lighting

10502 EAST MONTGOMERY, SUITE 4 • SPOKANE, WA • 99206
PHONE: 509.924.0243 • FAX: 509.924.2607 • www.indessa.com



Indessa Lighting reserves the right to make design revisions without prior notice.

IW-4.1