


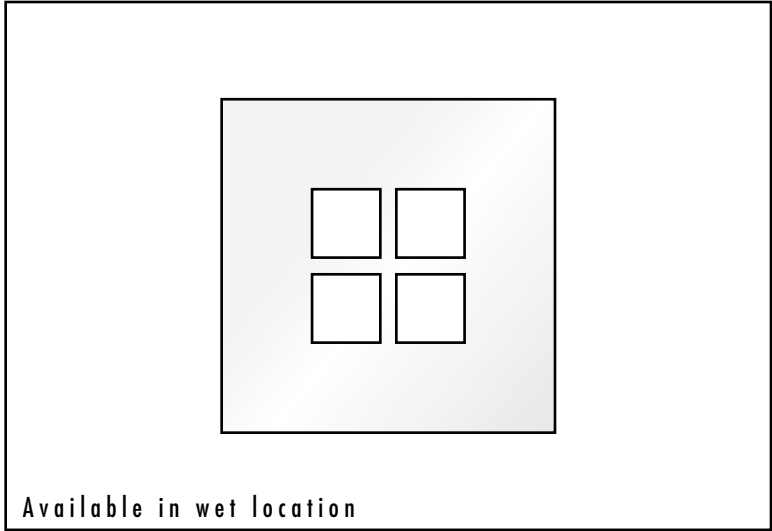
425 WINDOW BOX



The window box is a decorative box which distributes light both up and down with a maximum amount of efficiency. Decorative windows are protected with frosted white acrylic which is mechanically attached to the fixture.

425 WINDOW BOX

TYPE



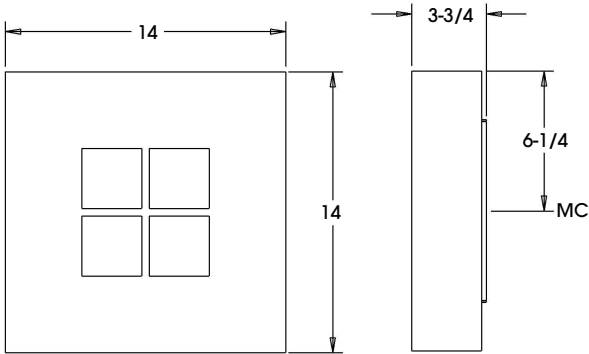
PROJECT: _____

LOCATION: _____

FEATURES

- Classical box sconce for general applications
- All acrylic is mechanically attached for a trouble free long life
- Electronic, multi-volt (120/277) ballast is standard
- All parts are treated with a five stage phosphate bonding process before being finished with a long lasting powder coat finish
- Complies with ADA
- No visible fasteners
- Manufactured in the USA

DIMENSIONS



ORDERING INFORMATION / OPTIONS

EXAMPLE: 425-2CFQ18-WHT

425

MODEL

425- Window Box

LAMP

- 1CFQ13- (1) 13W QUAD TUBE CF (G24Q-1 BASE)
- 1CFQ18- (1) 18W QUAD TUBE CF (G24Q-2 BASE)
- 1CFQ26- (1) 26W QUAD TUBE CF (G24Q-3 BASE)
- 1CFT26- (1) 26W TRIPLE TUBE CF (GX24Q-3 BASE)
- 1CFT32- (1) 32W TRIPLE TUBE CF (GX24Q-3 BASE)
- 1CFT42- (1) 42W TRIPLE TUBE CF (GX24Q-4 BASE)
- 2CFQ13- (2) 13W QUAD TUBE CF (G24Q-1 BASE)
- 2CFQ18- (2) 18W QUAD TUBE CF (G24Q-2 BASE)
- 2CFQ26- (2) 26W QUAD TUBE CF (G24Q-3 BASE)
- 2CFT26- (2) 26W TRIPLE TUBE CF (GX24Q-3 BASE)

Consult factory for other available lamps

HOUSING FINISH

- WHT- White
- BLK- Black
- SAL- Silver
- BRZ- Bronze

Consult factory for other finishes

OPTIONS

- DL- Damp Label
- Lamp- Lamp provided, please specify color temperature
- LBlue- Blue Lens
- LGreen- Green Lens
- LRed- Red Lens

Indessa
Lighting

8117 EAST ELDE DRIVE | SPOKANE, WA | 99212 | (509) 924-0243

