


**LED**

# 409 CLASSIC



This popular wall sconce is a timeless classic. Constructed of solid bar stock this product is available with a number of bar configurations as well as an assortment of lamp options.

**Indessa**  
LIGHTING

# 409 CLASSIC

TYPE

LED



Available in wet location. See product 501.  
Contact your local sales rep for other available sizes/bar configurations.

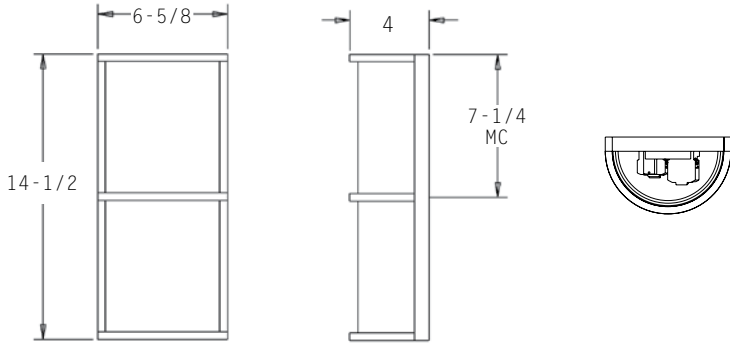
PROJECT: \_\_\_\_\_

LOCATION: \_\_\_\_\_

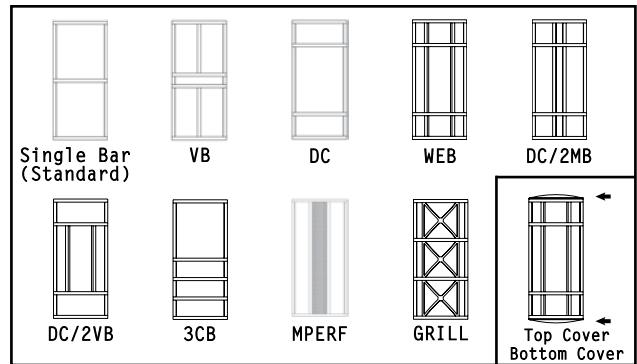
## FEATURES

- A timeless design for a classic look.
- Cage constructed of solid bar stock for strength and rigidity.
- Standard 0-10V dimming driver.
- All parts are treated with a five stage phosphate bonding process before being finished with a long lasting powder coat finish.
- Acrylic lens for maximum lens uniformity.
- Complies with ADA.
- No visible fasteners.
- Manufactured in the U.S.A.
- **Available in longer lengths, consult factory.**

## DIMENSIONS



MC = Mounting Center  
A 4" octagonal junction box should be used for installation.



## ORDERING INFORMATION / OPTIONS EXAMPLE: 409-ILED14-BRZ

# 409

### MODEL

409 - Classic

### LAMP

- 1LED9** - (1) 9W LED MODULE. 1100 Lumens
- 1LED14** - (1) 14W LED MODULE. 1550 Lumens
- 1LED19** - (1) 19W LED MODULE. 2000 Lumens
- 2CFQ13** - (2) 13w QUAD TUBE CF (G24Q-1 Base)
- 2CFQ18** - (2) 18w QUAD TUBE CF (G24Q-2 Base)
- 2CFQ26** - (2) 26w QUAD TUBE CF (G24Q-3 Base)

Consult factory for other available lamps and LED Wattages.

### HOUSING FINISH

- WHT** - White
  - BLK** - Black
  - SAL** - Silver
  - BRZ** - Bronze
  - BA** - Brushed Aluminum
- Consult factory for other finishes.

### BAR CONFIGURATION

- Blank** - Standard Single Bar
  - VB** - Vertical Bar
  - DC** - Double Cross Bar
  - DC/2VB** - Double Cross Bar w/2 Vertical Bars
  - DC/2MB** - Double Cross Bar w/2 Middle Bars
  - 3CB** - 3 Lower Cross Bars
  - WEB** - Double Cross Bar w/2 Full Vertical Bars
  - MPERF** - Vertical Perf Panel in the Center of the Fixture
  - GRILL** - Decorative Aluminum Grill
- Consult factory for other available configurations.

### OPTIONS

- BL** - Bottom Lens
- TL** - Top Lens
- TC** - Top Die Cast Aluminum Cover (Adds 1/2" to height)
- BC** - Bottom Die Cast Aluminum Cover (Adds 1/2" to height)
- DL** - Damp Label
- Faux** - Faux Alabaster Lens
- 30K** - 3000 Kelvin Temperature
- 35K** - 3500 Kelvin Temperature
- 40K** - 4000 Kelvin Temperature
- IEM** - Integral Emergency Driver